



Rapporto Operativo

Servizio: **FCTSA Complessivo**

Data: **31.12.2018 03:30**

Periodo: **dal 01.01.2018 a 31.12.2018**

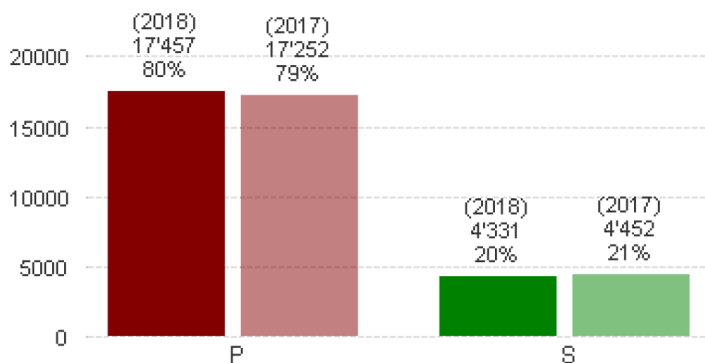
Interventi per gravità

Interventi per codice colore

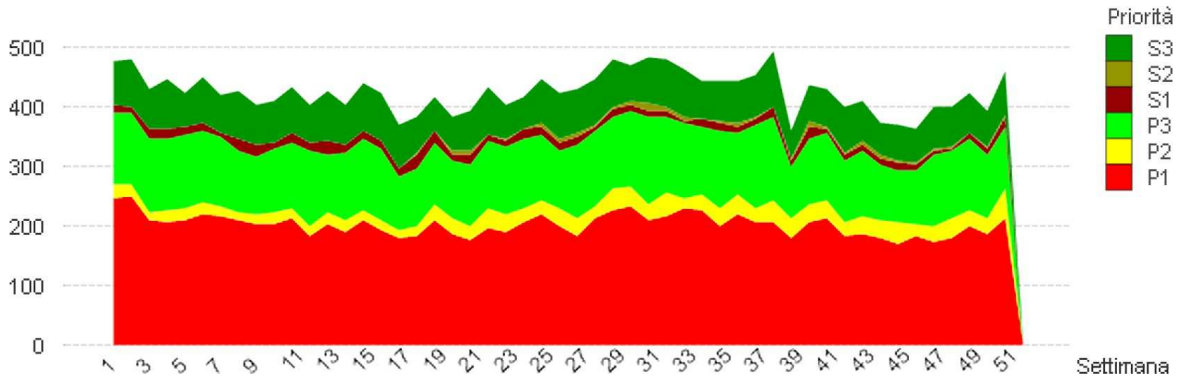
Colore	Interventi 2018	% 2018	Interventi 2017	% 2017
	21'782		21'710	
arancione	9'620	44.16%	9'320	42.92%
verde	9'278	42.59%	9'340	43.02%
giallo	1'439	6.61%	1'676	7.72%
rosso	1'167	5.36%	1'032	4.75%
blu	251	1.15%	312	1.44%
nero	27	0.12%	33	0.15%

Primari / Secondari

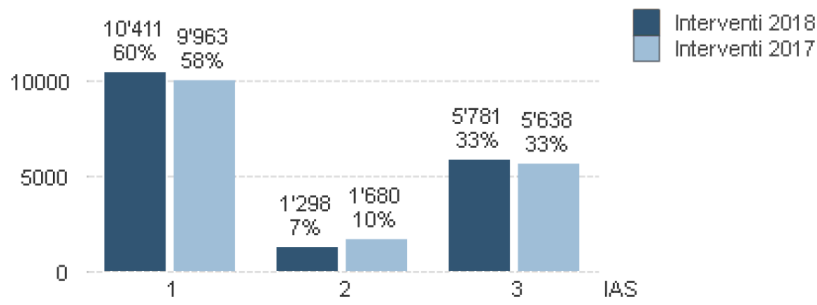
Interventi per priorità



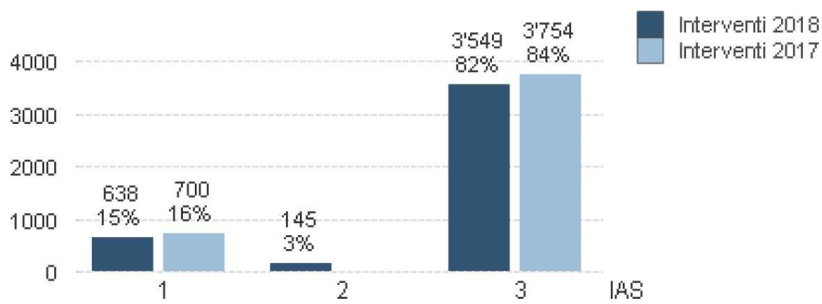
Primari / Secondari



PRIMARI



SECONDARI



Geografia

